





Kidney Health for Everyone Everywhere - from Prevention to Detection and Equitable Access to Care

Philip Kam-Tao Li,*¹  Guillermo Garcia-Garcia,² Siu-Fai Lui,³ Sharon Andreoli,⁴ Winston Wing-Shing Fung,¹ Anne Hradsky,⁵ Latha Kumaraswami,⁶ Vassilios Liakopoulos,⁷ Ziyoda Rakhimova,⁵ Gamal Saadi,⁸ Luisa Strani,⁵ Ifeoma Ulasi,⁹ and Kamyar Kalantar-Zadeh,*¹⁰  for the World Kidney Day Steering Committee[#]

¹Department of Medicine and Therapeutics, Carol & Richard Yu PD Research Centre, Prince of Wales Hospital, Chinese University of Hong Kong, Hong Kong

²Nephrology Service, Hospital Civil de Guadalajara Fray Antonio Alcalde, University of Guadalajara Health Sciences Center, Guadalajara, Jal., Mexico

³Division of Health System, Policy and Management, Jockey Club School of Public Health and Primary Care, The Chinese University of Hong Kong, Hong Kong

⁴James Whitcomb Riley Hospital for Children, Indiana University School of Medicine, Indianapolis, USA

⁵World Kidney Day Office, Avenue des Arts 1-2, 6th floor, B-1210, Brussels, Belgium

⁶Tanker Foundation, Chennai, India

⁷Division of Nephrology and Hypertension, 1st Department of Internal Medicine, AHEPA Hospital, Aristotle University of Thessaloniki, Thessaloniki, Greece

⁸Nephrology Unit, Department of Internal Medicine, Faculty of Medicine, Cairo University, Giza, Egypt

⁹Renal Unit, Department of Medicine, College of Medicine, University of Nigeria, Ituku-Ozalla, Enugu, Nigeria

¹⁰Division of Nephrology and Hypertension and Kidney Transplantation, University of California Irvine School of Medicine, Orange, CA, USA

* Drs. Philip KT Li and K. Kalantar-Zadeh serve as corresponding authors.

[#] Members of the World Kidney Day Steering Committee are: Philip Kam Tao Li, Guillermo Garcia-Garcia, Sharon Andreoli, Kamyar Kalantar-Zadeh, Latha Kumaraswami, Vassilios Liakopoulos, Siu-Fai Lui, Gamal Saadi, Luisa Strani, Ifeoma Ulasi

ABSTRACT

The global burden of chronic kidney disease (CKD) is rapidly increasing with a projection of becoming the 5th most common cause of years of life lost globally by 2040. Aggravatingly, CKD is a major cause of catastrophic health expenditure. The costs of dialysis and transplantation consume up to 3% of the annual healthcare budget in high-income countries. Crucially, however, the onset and progression of CKD is often preventable. In 2020, the World Kidney Day campaign highlights the importance of preventive interventions – be it primary, secondary or tertiary. This complementing article focuses on outlining and analyzing measures that can be implemented in every country to promote and advance CKD prevention. Primary prevention of kidney disease should focus on the modification of risk factors and addressing structural abnormalities of the kidney and urinary tracts, as well as exposure to environmental risk factors and nephrotoxins. In persons with pre-existing kidney disease, secondary prevention, including blood pressure optimization and glycemic control, should be the main goal of education and clinical interventions. In patients with advanced CKD,

management of co-morbidities such as uremia and cardiovascular disease is a highly recommended preventative intervention to avoid or delay dialysis or kidney transplantation. Political efforts are needed to proliferate the preventive approach. While national policies and strategies for non-communicable diseases might be present in a country, specific policies directed toward education and awareness about CKD screening, management and treatment are often lacking. Hence, there is an urgent need to increase the awareness of the importance of preventive measures throughout populations, professionals and policy makers.

Key Words: Kidney diseases, prevention, detection, awareness.

✉ Philip Kam-Tao Li, MD FRCP FACP
Department of Medicine and Therapeutics
Prince of Wales Hospital, Chinese University of Hong Kong,
30–32 Ngan Shing Street, Shatin, New Territories, Hong Kong, China
Email: philipli@cuhk.edu.hk

✉ Kamyar Kalantar-Zadeh, MD, MPH, PhD
Division of Nephrology, Hypertension and Kidney Transplantation
University of California Irvine School of Medicine Orange, California, USA
Email: kkz@uci.edu
Received: 2019-11-08 / Accepted: 2019-11-18
Publication Date: 2020-03-01

Introduction

Around 850 million people currently are affected by different types of kidney disorders [1]. Up to one in ten adults worldwide has chronic kidney disease (CKD), which is invariably irreversible and mostly progressive. The global burden of CKD is increasing, and CKD is projected to become the 5th most common cause of years of life lost globally by 2040 [2]. If CKD remains uncontrolled and if the affected person survives the ravages of cardiovascular and other complications of the disease, CKD progresses to end-stage renal disease (ESRD), where life cannot be sustained without dialysis therapy or kidney transplantation. Hence, CKD is a major cause of catastrophic health expenditure [3]. The costs of dialysis and transplantation consume

2–3% of the annual health-care budget in high-income countries; spent on less than 0.03% of the total population of these countries [4].

Importantly, however, kidney disease can be prevented and progression to ESRD can be delayed with appropriate access to basic diagnostics and early treatment including life style modifications and nutritional interventions [4-8]. Despite this, access to effective and sustainable kidney care remains highly inequitable across the world, and kidney disease a low health priority in many countries. Kidney disease is crucially missing from the international agenda for global health. Notably absent from the impact indicators for the Sustainable Development Goal (SDG) Goal 3. Target 3.4: By 2030 (By 2030, reduce by one third premature mortality from non-communicable diseases (NCDs) through prevention and treatment and promote mental health and well-being) and the latest iteration of the United Nation (UN) Political Declaration on NCDs, kidney diseases urgently need to be given political attention, priority and consideration [9]. Current global political commitments on NCDs focus largely on four main diseases: cardiovascular disease (CVD), cancer, diabetes, and chronic respiratory diseases. Yet, it is estimated that 55% of the global NCD burden is attributed to diseases outside of this group [10].

Furthermore, kidney disease frequently co-exists with the ‘big’ four NCDs, which leads to worse health outcomes. CKD is a major risk factor for heart disease and cardiac death, as well as for infections such as tuberculosis, and is a major complication of other preventable and treatable conditions including diabetes, hypertension, HIV and hepatitis [4-7]. As the Sustainable Development Goals (SDG) and Universal Health Coverage (UHC) agendas progress and provide a platform for raising awareness of NCD health care and monitoring needs, targeted action on kidney disease prevention should become integral to the global policy response [1]. The global kidney health community calls for the recognition of kidney disease and effective identification and management of its risk factors as a key contributor to the global NCD burden and the implementation of an integrated and people’s centered approach to care.

Definition and Classification of CKD Prevention

According to the expert definitions including the Center for Disease Control and Prevention [11], the term “prevention” refers to activities that are typically categorized by the following three definitions: (1) **Primary Prevention**, implies intervening before health effects occur in an effort to prevent the onset of illness or injury before the disease process begins (2) **Secondary Prevention** suggests preventive measures that lead to early diagnosis and prompt treatment of a disease to prevent more severe problems developing and includes screening to identify diseases in the earliest stages, and (3) **Tertiary Prevention** indicates managing disease after it is well established in order to control disease progression and the emergence of more severe complications, which is often by means of targeted measures

such as pharmacotherapy, rehabilitation, and screening for and management of complications. These definitions have important bearing in the prevention and management of the chronic kidney disease (CKD), and accurate identification of risk factors that cause CKD or lead to faster progression to renal failure as shown in Figure 1 are relevant in health policy decisions and health education and awareness related to CKD [12].

Primary Prevention of CKD

The incidence (new cases) and prevalence (cumulative pre-existing cases) of CKD have been rising worldwide [13]. This primary level of prevention requires awareness of modifiable CKD risk factors and efforts to focus healthcare resources on those patients who are at the highest risk of developing new onset or *de novo* CKD.

Measures to achieve effective primary prevention should focus on the two leading risk factors for CKD including diabetes mellitus and hypertension. Evidence suggests that an initial mechanism of injury is renal hyperfiltration with seemingly elevated glomerular filtration rate, (GFR), above normal ranges. This is often the result of glomerular hypertension that is often seen in patients with obesity or diabetes mellitus, but it can also occur after a high dietary protein intake [8]. Other CKD risk factors include polycystic kidneys or other congenital or acquired structural anomalies of the kidney and urinary tracts, primary glomerulonephritis, exposure to nephrotoxic substances or medications (such as nonsteroidal anti-inflammatory drugs), having one single kidney, e.g. solitary kidney after cancer nephrectomy, high dietary salt intake, inadequate hydration with recurrent volume

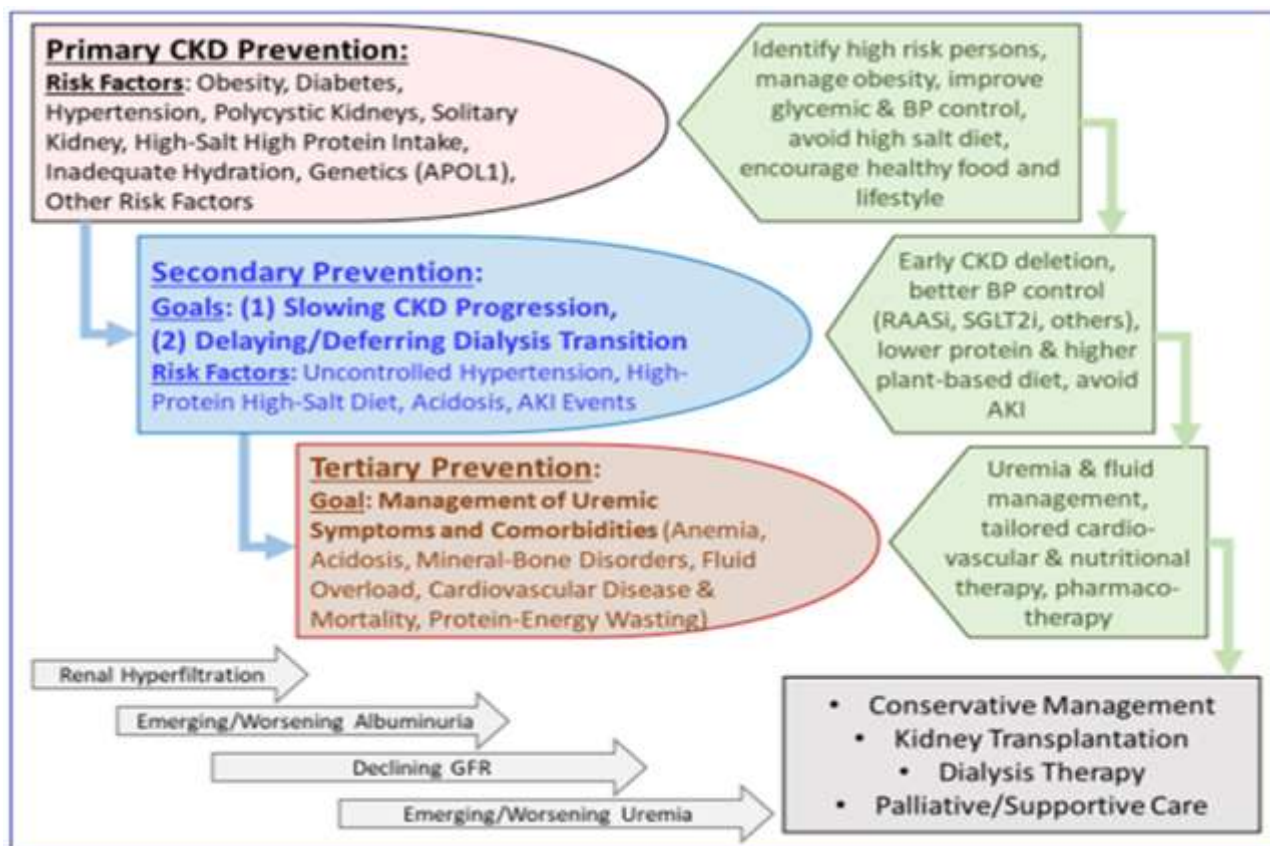


Fig. 1. Overview of the preventive measures in chronic kidney disease (CKD) to highlight the similarities and distinctions pertaining to primary, secondary, and tertiary preventive measures and their intended goals.

depletion, heat stress, exposure to pesticides and heavy metals (as has been speculated as the main cause of Mesoamerican Nephropathy), and possibly high protein intake in those at higher risk of CKD [8]. Among non-modifiable risk factors are advancing age and genetic factors such as apolipoprotein 1 (APOL1) gene that is mostly encountered in those with sub-Saharan African ethnicity, especially among African Americans. Certain disease states may cause de novo CKD such as cardiovascular and atheroembolic diseases (also known as secondary cardiorenal syndrome) and liver diseases (hepatorenal syndrome). Table 1 shows some of the risk factors of CKD.

Among measures to prevent emergence of de novo CKD are screening efforts to identify and manage persons at high risk of CKD, especially those with diabetes mellitus and

hypertension. Hence, targeting primordial risk factors of these two conditions including metabolic syndrome and overnutrition is relevant to primary CKD prevention as is correcting obesity [14]. Promoting healthier lifestyle is an important means to that end including physical activity and healthier diet. The latter should be based on more plant-based foods with less meat, less sodium intake, more complex carbohydrates with higher fiber intake, and less saturated fat. In those with hypertension and diabetes, optimizing blood pressure and glycemic control has shown to be effective in preventing diabetic and hypertensive nephropathies. A recent expert panel suggested that persons with solitary kidney should avoid high protein intake above 1 gram per kilogram body weight per day [15]. Obesity should be avoided, and weight reduction strategies should be considered [14].

Table 1. Risk factors for de novo CKD and pre-existing CKD progression.

*Risk Factor	Contribution to de novo CKD	Contribution to CKD progression
Diabetes mellitus	~50% of all CKDs	
Hypertension	~25% of all CKDs	
Obesity	10-20%	
Age	Seen with advancing age, especially in the setting of comorbid conditions.	Some suggests that older CKD patients may have slower progression.
Race, genetics and other hereditary factors: <ul style="list-style-type: none"> • APOL1 gene • Hereditary nephritis (Alport's) 	Common among those with African American ancestors	
Acute glomerulonephritis: post-infectious GN Rapidly progressive GN	<10%	Recurrent GN or exacerbation of proteinuria
Polycystic kidney disorders	<10%, family history of cystic kidney disorders.	
Acute Kidney Injury (AKI) <ul style="list-style-type: none"> • Acute tubular necrosis (ATN) • Acute interstitial nephritis (AIN) 	Repeated AKI bouts can cause CKD	Repeated AKI bouts can accelerate CKD progression
Autoimmune disorders <ul style="list-style-type: none"> • Lupus erythematosus • Other connective tissue disorders 		
Pharmacologic: <ul style="list-style-type: none"> • Medications causing interstitial nephritides (NSAIDs, CNI, chemotherapy, PPI, etc) or ATN (aminoglycosides) • Herbs and herbal medication 	Variable, e.g. in Taiwan, Chinese herb nephropathy may be an important contributor	
Environmental: heavy metal exposure	Rare	
Acquired or congenital solitary kidney <ul style="list-style-type: none"> • Cancer, donor or traumatic nephrectomy • Congenital solitary kidney, unilateral atrophic kidney 		
Acquired urinary tract disorders & obstructive nephropathy	BPH in men Gynecological cancers in women	
Congenital anomalies of the kidney and urinary tract	Mostly in children and young adults	
Inadequate fluid intake <ul style="list-style-type: none"> • Mesoamerican Nephropathy • Others 	Unknown risk, but high prevalence is suspected in central America	Whereas in earlier CKD stages adequate hydration is important to avoid pre-renal AKI bouts, higher fluid intake in more advanced CKD may increase the risk of hyponatremia.
High protein intake	Unknown risk, recent data suggest higher CKD risk or faster CKD progression with high protein diet, in particular from animal sources	Higher protein intake can accelerate the rate of CKD progression
Cardiovascular diseases (cardiorenal)	Ischemic nephropathy	
Liver disease (hepatorenal)	NASH cirrhosis, viral hepatitis	

*Many of these risk factors contribute to both de novo CKD and its faster progression and hence are relevant to both primary and secondary prevention.

Secondary Prevention in CKD

Evidence suggests that among those with CKD, the vast majority have early-stage of the disease. i.e., CKD Stages 1 and 2 with microalbuminuria (30 to 300 mg/day) or CKD Stage 3B (eGFR between 45 to 60 ml/min/1.73m²) [16]. In these persons with preexisting disease, the “secondary prevention” of CKD has the highest priority. For these earlier stages of CKD, the main goal of kidney health education and clinical interventions is how to slow disease progression. Uncontrolled or poorly controlled hypertension is one of the most established risk factors for faster CKD progression. The underlying pathophysiology of faster CKD progression relates to ongoing damage to the kidney structure and loss of nephrons with worsening interstitial fibrosis as it happens with sustained hypertension.

The cornerstone of the pharmacotherapy in secondary prevention is the use of angiotensin pathway modulators, also known as renin-angiotensin-aldosterone system inhibitors (RAASi). These drugs reduce both systemic blood pressure and intraglomerular pressure by opening efferent arterioles of the glomeruli, hence, leading to longevity of the remaining nephrons. Low protein diet appears to have a synergistic effect on RAASi therapy [17]. In terms of the potential effect of controlling glycemic status and correcting obesity on the rate of CKD progression, there are mixed data. However, recent data suggest that a new class of anti-diabetic medications known as sodium-glucose cotransporter-2 Inhibitors (SGLT2i) can slow CKD progression, but this effect may not be related to glycemic modulation of the medication. Whereas acute kidney injury (AKI) may or may not cause de novo CKD, AKI events that are superimposed on preexisting CKD may accelerate disease

progression [18]. A relatively recent case of successful secondary prevention that highlights the significance of implementing preventive strategies in CKD is the use of a vasopressin V (2)-receptor antagonists in Adult Polycystic Kidney Disease (ADPKD) [19].

Tertiary Prevention in CKD

In patients with advanced CKD, management of uremia and related comorbid conditions such as anemia, mineral and bone disorders, and cardiovascular disease is of high priority, so that these patients can continue to achieve highest longevity. These measures can be collectively referred to as “tertiary prevention” of CKD. In these individuals, cardiovascular disease burden is exceptionally high, especially if they have underlying diabetes or hypertension, while they often do not follow other traditional profile of cardiovascular risk such as obesity or hyperlipidemia. Indeed, in these patients, a so-called “reverse epidemiology” exist, in that hyperlipidemia and obesity appear to be protective at this advanced stage of CKD. This could be due to the overshadowing impact of the “protein-energy wasting” (PEW) that happens more frequently with worsening uremia and which is associated with weight loss and poor outcomes including cardiovascular disease and death. Whereas many of these patients, if they survive ravages of PEW and cardiovascular disease, will eventually receive renal replacement therapy in form of dialysis therapy or kidney transplantation, a new trend is emerging to maintain them longer without dialysis by implementing conservative management of CKD. However, in some with additional comorbidities such as metastatic cancers, palliative measures with supportive care can be considered.

Approaches to identification of Chronic Kidney Diseases

The lack of awareness of CKD around the world is one of the reasons for late presentation of CKD in both developed and developing economies [20-22]. The overall CKD awareness among general population and even high cardiovascular risk groups across 12 low-income and middle-income countries was less than 10% [22].

Given its asymptomatic nature, screening of CKD plays an important role in early detection. Consensus and Positional Statements have been published by International Society of Nephrology [23], National kidney Foundation [24], Kidney Disease Improving Global Outcomes [25], NICE Guidelines [26] and Asian Forum for CKD Initiatives [27]. There was lack of trials to evaluate screening and monitoring of CKD [28]. Currently most will promote a targeted screening approach to early detection of CKD. Some of the major groups at risk for targeted screening includes: Patients with diabetes, hypertension, those with family history of chronic kidney disease (CKD), individuals receiving potentially nephrotoxic drugs, herbs or substances or taking indigenous medicine, patients with past history of acute kidney injury and individuals older than 65 years [27,29]. CKD can be detected with 2 simple tests: a urine test for the detection of proteinuria and a blood test to estimate the glomerular filtration rate (GFR) [24,27].

Given that currently a population screening for CKD is not recommended and it was claimed that it might add unintended harm to the general population being screened [28], there is no specialty society or preventive services group which recommends general screening [30]. Low-income to middle-income countries are ill-equipped to deal with the devastating

consequences of CKD, particularly the late stages of the disease. There are suggestions that screening should primarily include high-risk individuals, but also extend to those with suboptimal levels of risk, e.g., prediabetes and prehypertension [31].

Cost-effectiveness of early detection programs

Universal screening of the general population would be time-consuming, expensive and has been shown to be not cost-effective. Unless selectively directed towards high-risk groups, such as the case of CKDu in disadvantaged populations [32], according to a cost-effectiveness analysis using a Markov decision analytic model, population-based dipstick screening for proteinuria has an unfavorable cost effectiveness ratio [33]. A more recent Korean study confirmed that their National Health Screening Program (NHSP) for chronic kidney disease (CKD) is more cost-effective for patients with diabetes or hypertension than the general population [34]. From an economic perspective, screening CKD by detection of proteinuria was shown to be cost-effective in patients with hypertension or diabetes in a systematic review [35]. The incidence of CKD, rate of progression, and effectiveness of drug therapy were major drivers of cost-effectiveness and thus CKD screening may be more cost-effective in populations with higher incidences of CKD, rapid rates of progression, and more effective drug therapy.

A Rational Approach to CKD Early Detection

The approach towards CKD early detection will include the decision for frequency of screening, who should perform the screening and intervention after screening [21].

Screening frequency for targeted individuals should be yearly if no abnormality is detected on initial evaluation. This is in line with the Kidney Disease Improving Global Outcomes (KDIGO) resolution that the frequency of testing should be according to the target group to be tested and generally needs not be more frequent than once per year [25]. Who should perform the screening is always a question especially when the healthcare professional availability is a challenge in lower income economies. Physicians, nurses, paramedical staff and other trained healthcare professionals are eligible to do the screening tests. Intervention after screening is also important and patients detected to have CKD should be referred to primary care and general physicians with experience in management of kidney disease for follow up. A management protocol should be provided to the primary care and general physicians. Further referral to nephrologists for management will be based on the well-defined protocols [22,25,27].

Integration of CKD prevention into national NCD programs

Given the close links between CKD and other NCDs, it is critical that CKD advocacy efforts be aligned with existing initiatives concerning diabetes, hypertension, and cardiovascular disease, particularly in LMIC. Some countries and regions have successfully introduced CKD prevention strategies as part of their NCD programs. As an example, in 2003, a kidney health promotion program was introduced in Taiwan, with its key components including a ban on herbs containing aristolochic acid, public-awareness campaigns, patient education, funding for CKD research, and the setting up of teams to provide integrated care [36]. In Cuba, the Ministry of Public Health has implemented a national program for the

prevention of CKD. Since 1996 the program has followed several steps: 1) the analysis of the resources and health situation in the country; 2) epidemiological research to define the burden of CKD; and 3); a continuing education for nephrologists, family doctors, and other health professionals. The main goal has been to bring nephrology care closer to the community through a regional redistribution of nephrology services and joint management of CKD patients by primary healthcare physicians and nephrologists [37]. The integration of CKD prevention into NCDs program, has resulted in the reduction of renal and cardiovascular risks in the general population. Main outcomes have been the reduction in the prevalence of risk factors, such as low birth weight, smoking, and infectious diseases. There has been an increased rate of the diagnosis of diabetes and of glycemic control, as well as an increased diagnosis of patients with hypertension, higher prescription use of renoprotective treatment with ACEI and higher rates of blood pressure control [38]. Recently, the US Department of Health and Human Services has introduced an ambitious program to reduce the number of Americans developing end-stage renal disease by 25 percent by 2030. The program, known as the Advancing American Kidney Health Initiative, has set goals with metrics to measure its success; among them is to put more efforts to prevent, detect, and slow the progression of kidney disease, in part by addressing traditional risk factors like diabetes and hypertension. To reduce the risk of kidney failure, the program contemplates advancing public health surveillance and research to identify populations at risk and those in early stages of kidney disease, and to encourage adoption of evidence-based interventions to delay or stop progression to kidney failure

[39]. Ongoing programs, like the Special Diabetes Program for Indians (SDPI) represents an important part of this approach by providing team-based care and care management. Since its implementation, the incidence of diabetes-related kidney failure among American Native populations decreased by over 40 percent between 2000 and 2015 [40].

Involvement of Primary Care Physicians and Other Health Professionals

Detection and prevention of CKD programs require considerable resources both in terms of manpower and funds. Availability of such resources will depend primarily on the leadership of nephrologists [41]. However, the number of nephrologists is not sufficient to provide renal care to the growing number of CKD patients worldwide. It has been suggested that most cases of non-progressive chronic kidney disease can be managed without referral to a nephrologist, and specialist referral can be reserved for patients with an estimated glomerular filtration rate < 30 mL min per 1.73 per m², rapidly declining kidney function, persistent proteinuria, or uncontrolled hypertension or diabetes [42]. It has been demonstrated that with an educational intervention the clinical competence of family physicians increases, resulting in preserved renal function in diabetic patients with early renal disease [43]. The practitioners who received the educational intervention used significantly more angiotensin-converting enzyme inhibitors, angiotensin-receptor blockers, and statins than did practitioners who did not receive it. The results were similar to those found in patients treated by nephrologists [44]. The role of primary health care professionals in the implementation of CKD prevention strategies in LMIC countries has

been recently illustrated [45].

The e-Learning has become an increasingly popular approach to medical education. Online learning programs for NCD prevention and treatment, including CKD, have been successfully implemented in Mexico. By 2015, over 5000 health professionals (including non-nephrologists) had been trained using an electronic health education platform [46].

Shortage of Nephrology Manpower – Implication on prevention

The resources for nephrology care remain at critical levels in many parts of the world.

Even in Western developed countries, nephrologists are frequently in short supply. In a selection of European countries with similar, predominantly public, health care systems, there was a substantial variation in the nephrology workforce. Countries like Italy, Greece, and Spain reported the highest ratios, while countries like Ireland, Turkey and the UK had the lowest ones [47]. In the USA, the number of nephrologists per 1000 ESRD patients has declined over the years, from 18 in 1997 to 14 in 2010 [48]. The situation in the developing world is even worse. With the exception of Nigeria, Sudan, Kenya and South Africa, in many countries of sub-Saharan Africa there are fewer than 10 nephrologists. The number of nephrology nurses and dialysis technicians is also insufficient [49]. In Latin America the average number of nephrologists is 13.4 pmp. However, there is unequal distribution between countries; those with <10 nephrologists pmp (Honduras, 2.1 pmp; Guatemala, 3.3 pmp; and Nicaragua, 4.6 pmp), and those exceeding 25 pmp (Cuba, 45.2 pmp; Uruguay, 44.2 pmp; and Argentina, 26.8 pmp) [50].

The causes of this shortage are multiple. Potential contributors to this variation include

the increasing burden of CKD, erosion of nephrology practice scope by other specialists, lack of workforce planning in some countries relative to others, and the development of new care delivery models [48]. A novel strategy has been the successful ISN's Fellowship program. Since its implementation in 1985, over 600 fellows from > 83 LMIC have been trained. A significant number of fellowships were undertaken in selected developed centers within the fellow's own region. In a recent survey, 85% of responding fellows were re-employed by their home institutions. [51,52].

The Interdisciplinary Prevention Approach

Since 1994, a National Institute of Health consensus advocated for early medical intervention in predialysis patients. Owing to the complexity of care of CKD, it was recommended that patients should be referred to a multidisciplinary team consisting of nephrologist, dietitian, nurse, social worker, and health psychologist, with the aim to reduce predialysis and dialysis morbidity and mortality [53]. In Mexico, a nurse-led, protocol driven, multidisciplinary program reported better preservation in eGFR and a trend in the improvement of quality of care of CKD patients similar to those reported by other Multidisciplinary Clinic (MDC) programs in the developed world. Additionally, more patients started dialysis non-emergently, and some obtained a pre-emptive kidney transplant. For those unable to obtain dialysis or who choose not to, a palliative care program is now being implemented [54]. Care models supporting primary care providers or allied health workers achieved better effectiveness in slowing kidney function decline when compared to those providing specialty care. Future models should address region-specific causes of CKD, increase the quality of

diagnostic capabilities, establish referral pathways, and provide better assessments of clinical effectiveness and cost-effectiveness [55]

Online educational programs for CKD prevention and treatment

Whereas it is important to enhance the promotion and implementation of "Prevention" of kidney disease and kidney failure amongst healthcare professionals, it is equally important to promote "Prevention" with education programs for those at risk of kidney disease and kidney failure, and with the general population at large. It is a stepwise process, from awareness, engagement, participation, and empowerment and to partnership. As highlighted above, in general, the health literacy of the general population is low. Awareness and understanding of kidney disease are inadequate. Education is key to engaging patients with kidney disease. It is the path to self-management and patient-centered care. Narva found patient education is associated with better patient outcomes [56]. Obstacles include the complex nature of kidney disease information, low baseline awareness, limited health literacy and numeracy, limited availability of CKD information, and lack of readiness to learn. New education approaches should be developed through research and quality improvement efforts. Schatell found Web-based kidney education is helpful in supporting patient self-management [57]. The Internet offers a wealth of resources on education. Understanding the types of Internet sources that CKD patients use today can help renal professionals to point patients in the right direction. It is important that reputable healthcare organizations, preferably at a national level, facilitate users to have easier

access to health information on their websites (**Appendix 1**).

Appendix 1. Selected websites with information on CKD patient education.

	World Kidney Day International Federation of Kidney Foundations. International Society of Nephrology
USA	American Nephrology Nurse Association American Association of Kidney Patients America Renal Associates (Kidneyman: Patient Education Videos) Kidney School by Medical Education Institute, INC.
	National Kidney Disease Education Program
National Diseases Program	National Kidney Disease Education Program of Institute of Diabetes and Digestive and Kidney Program
	The National Kidney Disease Education National Kidney Foundation
Canada	The Kidney Foundation of Canada
United Kingdom	Kidney care UK National Kidney Foundation NHS England
Australia	Kidney Health Australia The Australian Kidney Foundation
Others	National Kidney Foundation India National Kidney Foundation Malaysia National Kidney Foundation Singapore New Mexico Kidney Foundation

The mode of communication currently used by patients and the population at large is through the internet - websites, portals, and other social media, such as Facebook and Twitter. There are also free apps on popular mobile devices providing education on kidney disease. There is no shortage of information on the internet. The challenge is how to effectively “push”

important healthcare information in a targeted manner, and to facilitate users seeking information in their efforts to “pull” relevant and reliable information from the internet. It is important the “pushing” of health information is targeted and specific, relevant for the condition (primary, secondary or tertiary prevention), and is offered at the right time to the right recipient. It is possible with the use of information technology and informatics to provide relevant and targeted information for patients at high risk, coupling the information based on diagnosis and drugs prescribed. Engagement of professional society resources and patient groups is a crucial step to promote community partnership and patient empowerment on prevention. Additional resources may be available from charitable and philanthropic organizations.

RENEWED FOCUS ON PREVENTION AND AWARENESS RAISING AND EDUCATION

Given the pressing urgency pertaining to the need for increasing education and awareness on the importance of the preventive measures, we suggest the following goals to redirect the focus on plans and actions:

1. Empowerment through health literacy in order to develop and support national campaigns that bring public awareness to prevention of kidney disease.
2. Population-based approaches to manage key known risks for kidney disease, such as blood pressure control and effective management of obesity and diabetes.
3. Implementation of the World Health Organization (WHO) 'Best Buys' approach including screening of at-risk populations for CKD, universal access to essential diagnostics of early CKD, availability of affordable basic technologies and essential medicines and task

shifting from doctors to front-line healthcare workers to more effectively target progression of CKD and other secondary preventative approaches.

To that end, the motto 'Kidney Health for Everyone, Everywhere' is more than a tagline or wishful thinking. It is a policy imperative which can be successfully achieved if policy makers, nephrologists and healthcare professionals place prevention and primary care for kidney disease within the context of their Universal Health Coverage programs.

Compliance with ethical statements

Conflicts of Interest: None.

Disclosure: This article was originally published in Kidney International, Copyright World Kidney Day 2020 Steering Committee. The permission of republication herein was granted by the authors, the journal and its publisher.

ORCID iD of the authors

Philip Kam-Tao Li /0000-0001-9879-8388

Guillermo G Garcia /0000-0003-0558-0035

Siu-Fai Lui /0000-0003-0800-8982

Winston WS Fung /0000-0001-7676-7628

Vassilios Liakopoulos /0000-0002-7564-2724

Gamal Saadi /0000-0002-6280-1685

Ifeoma Ulasi /0000-0001-7783-3025

Kamyar K Zadeh /0000-0002-8666-0725

References

- [1]International Society of Nephrology. 2019 United Nations High Level Meeting on UHC: Moving Together to Build Kidney Health worldwide. Retrieved 20 July 2019, https://www.theisn.org/images/Advocacy_4_pager_2019_Final_WEB_pagebypage.pdf.
- [2]Foreman KJ, Marquez N, Dolgert A, et al. Forecasting life expectancy, years of life lost, and all-cause and cause-specific mortality for 250 causes of death: reference and alternative scenarios for 2016-40 for 195 countries and territories. *Lancet.* 2018; 392(10159): 2052-90.
- [3]Essue BM, Laba TL, Knaul F, et al. Economic burden of chronic ill health and injuries for households in low- and middle-income countries. In: Jamison DT, Gelband H, Horton S, et al., eds. *Disease Control Priorities Improving Health and Reducing Poverty*,. 3 ed. Washington, DC: World Bank; 2018: 121-43.
- [4]Vanholder R, Annemans L, Brown E, et al. Reducing the costs of chronic kidney disease while delivering quality health care: a call to action. *Nat Rev Nephrol.* 2017; 13(7): 393-409.
- [5]Luyckx VA, Tuttle KR, Garcia-Garcia G, et al. Reducing major risk factors for chronic kidney disease. *Kidney Int Suppl.* (2011) 2017; 7(2): 71-87.
- [6]Luyckx VA, Tonelli M, Stanifer JW. The global burden of kidney disease and the sustainable development goals. *Bull World Health Organ.* 2018; 96(6): 414-22D.
- [7]Tonelli M, Muntner P, Lloyd A, et al. Risk of coronary events in people with chronic kidney disease compared with those with diabetes: a population-level cohort study. *Lancet.* 2012; 380(9844): 807-14.
- [8]Kalantar-Zadeh K and Fouque D. Nutritional Management of Chronic Kidney Disease. *N Engl J Med.* 2017;377(18):1765-76.
- [9]United Nations General Assembly. Political declaration of the third high-level meeting of the General Assembly on the prevention and control of non-communicable diseases. 2018, Retrieved from https://www.un.org/ga/search/view_doc.asp?symbol=A/73/L.2&Lang=E

- [10] Lopez AD, Williams TN, Levin A, et al. Remembering the forgotten non-communicable diseases. *BMC Med.* 2014;12:200.
- [11] Center for Disease Control (CDC) and Prevention. "Picture of America" (www.cdc.gov/pictureofamerica). At a Glance - Executive Summary. 2017;2019.
- [12] Levey AS, Schoolwerth AC, Burrows NR, et al. Centers for Disease Control and Prevention Expert Panel. Comprehensive public health strategies for preventing the development, progression, and complications of CKD: report of an expert panel convened by the Centers for Disease Control and Prevention. *Am J Kidney Dis.* 2009;53(3):522-35.
- [13] Saran R, Robinson B, Abbott KC, et al. US Renal Data System 2018 Annual Data Report: Epidemiology of Kidney Disease in the United States. *Am J Kidney Dis.* 2019;73(3S1):A7-A8.
- [14] Kovesdy CP, Furth SL, Zoccali C, World Kidney Day Steering Committee. Obesity and Kidney Disease: Hidden Consequences of the Epidemic. *J Ren Nutr.* 2017;27(2):75-77.
- [15] Tantisattamo E, Dafoe DC, Reddy UG, et al. Current Management of Acquired Solitary Kidney. *Kidney International Reports.* 2019;4(9):1205-18.
- [16] Webster AC, Nagler EV, Morton RL et al. Chronic Kidney Disease. *Lancet.* 2017;389(10075):1238-52.
- [17] Koppe L and Fouque D. The Role for Protein Restriction in Addition to Renin-Angiotensin-Aldosterone System Inhibitors in the Management of CKD. *Am J Kidney Dis.* 2019;73(2):248-57.
- [18] Rifkin DE, Coca SG and Kalantar-Zadeh K. Does AKI truly lead to CKD? *J Am Soc Nephrol.* 2012;23(6):979-84.
- [19] Torres VE et al, Tolvaptan in patients with autosomal dominant polycystic kidney disease. *N Engl J Med* 2012;367(25):2407-18.
- [20] Verhave JC, Troyanov S, Mongeau F et al. Prevalence, awareness, and management of CKD and cardiovascular risk factors in publicly funded health care. *Clin J Am Soc Nephrol.* 2014; 9: 713–19.
- [21] Chow KM, Szeto CC, Kwan B, et al. Public lacks knowledge on chronic kidney disease: Telephone survey. *Hong Kong Med. J* 2014; 20(29): 139–44.
- [22] Ene-Iordache B, Perico N, Bikbov B et al. Chronic kidney disease and cardiovascular risk in six regions of the world (ISN-KDDC): A cross-sectional study. *Lancet Glob Health.* 2016; 4(5): e307–e319.
- [23] Li PKT, Weening JJ, Dirks J, et al. A report with consensus statements of the International Society of Nephrology 2004 Consensus Workshop on Prevention of Progression of Renal Disease. *Kidney Int Suppl.* 2005;(94):s2-7.
- [24] Vassalotti JA, Stevens LA, Levey AS. Testing for chronic kidney disease: A position statement from the National Kidney Foundation. *Am J Kidney Dis.* 2007; 50(2): 169–80.
- [25] Levey AS, Atkins R, Coresh J et al. Chronic kidney disease as a global public health problem: Approaches and initiatives – a position statement from Kidney Disease Improving Global Outcomes. *Kidney Int.* 2007; 72(3): 247–59.
- [26] Crowe E, Halpin D, Stevens P. Guideline Development Group. Early identification and management of chronic kidney disease: summary of NICE guidance. *BMJ.* 2008;337:a1530.
- [27] Li PKT, Chow KM, Matsuo S, et al. Asian Chronic Kidney Disease (CKD) Best

- Practice Recommendations – Positional Statements for Early Detection of CKD from Asian Forum for CKD Initiatives (AFCKDI). *Nephrology (Carlton)*. 2011;16(7):633-41.
- [28] Fink HA, Ishani A, Taylor BC, et al. Screening for, monitoring, and treatment of chronic kidney disease stages 1 to 3: A systematic review for the U.S. Preventive Services Task Force and for an American College of Physicians Clinical Practice Guideline. *Ann Intern Med.* 2012;156(8): 570–81.
- [29] Li PKT, Ng JK, Cheng YL, et al. Relatives In Silent Kidney disease Screening study (RISKS): a Chinese cohort study. *Nephrology (Carlton)*. 2017;22 Suppl 4:35-42.
- [30] Samal L, Linder JA. The primary care perspective on routine urine dipstick screening to identify patients with albuminuria. *Clin J Am Soc Nephrol.* 2013;8(1):131-35.
- [31] George C, Mogueo A, Okpechi I, et al. Chronic kidney disease in low-income to middle-income countries: the case for increased screening. *BMJ Glob Health.* 2017;2(2):e000256.
- [32] Gonzalez-Quiroz M, Nitsch D, Hamilton S, et al. DEGREE Study Steering Committee. Rationale and population-based prospective cohort protocol for the disadvantaged populations at risk of decline in eGFR (CO-DEGREE). *BMJ Open.* 2019;9 :e031169.
- [33] Boulware LE, Jaar BG, Tarver-Carr ME, et al. Screening for proteinuria in US adults: A cost-effectiveness analysis. *JAMA.* 2003; 290(23): 3101–14.
- [34] Go DS, Kim SH, Park J, et al. Cost-utility analysis of the National Health Screening Program for chronic kidney disease in Korea. *Nephrology (Carlton)*. 2019;24(1):56-64.
- [35] Komenda P, Ferguson TW, Macdonald K et al. Cost-effectiveness of primary screening for CKD: A systematic review. *Am J Kidney Dis.* 2014; 63(5): 789–97.
- [36] Hwang SJ, Tsai JC, Chen HC. Epidemiology, impact and preventive care of chronic kidney disease in Taiwan. *Nephrology (Carlton)*. 2010;15 Suppl 2:3-9.
- [37] Almaguer M, Herrera R, Alfonso J, et al. Primary health care strategies for the prevention of end-stage renal disease in Cuba. *Kidney Int Suppl.* 2005; 97: S4-10.
- [38] Alamaguer-Lopez M, Herrera-Valdez R, Diaz J, et al. Integration of chronic kidney disease prevention into noncommunicable disease programs in Cuba. In G. Garcia-Garcia, L. Y. Agodoa, & K. C. Norris (Eds.), *Chronic Kidney Disease in Disadvantaged Populations 2017*, London: Elsevier Inc., pp. 357-365.
- [39] U.S. Department of Health and Human Services. *Advancing American Kidney Health.*, 2019 accessed Sept 26, 2019 <https://aspe.hhs.gov/pdf-report/advancing-american-kidney-health>
- [40] U.S. Department of Health and Human Services. *The Special Diabetes Program for Indians. Estimates of Medicare savings.*, 2019. Accessed Sept 26, 2019 <https://aspe.hhs.gov/pdf-report/special-diabetes-program-indians-estimates-medicare-savings>
- [41] Bello AK, Nwankwo E, El Nahas AM. Prevention of chronic kidney disease: a global challenge. *Kidney Int Suppl.* 2005;98:S11-17.
- [42] James MT, Hemmelgarn BR, Tonelli M. Early recognition and prevention of chronic kidney disease. *Lancet.* 2010; 375(9722), 1296-1309.

- [43] Cortés-Sanabria L, Cabrera-Pivaral CE, Cueto-Manzano AM, et al. Improving care of patients with diabetes and CKD: a pilot study for a cluster-randomized trial. *Am J Kidney Dis.* 2008; 51(5): 777-88.
- [44] Martínez-Ramírez HR, Jalomo-Martínez B, Cortés-Sanabria L, et al. Renal function preservation in type 2 diabetes mellitus patients with early nephropathy: a comparative prospective cohort study between primary health care doctors and a nephrologist. *Am J Kidney Dis.* 2006; 47(1): 78-87.
- [45] Cueto-Manzano AM, Martínez-Ramírez HR, Cortes-Sanabria L, et al. CKD screening and prevention strategies in disadvantaged populations. The role of primary health care professionals. In G. Garcia-Garcia, L. Y. Agodoa, & K. C. Norris (Eds.), *Chronic Kidney Disease in Disadvantaged Populations*. 2017, London: Elsevier, Inc., pp. 329-335.
- [46] Tapia-Conyer R, Gallardo-Rincon H, Betancourt-Cravioto M. Chronic kidney disease in disadvantaged populations: Online educational programs for NCD prevention and treatment. In G. Garcia-Garcia, L. Y. Agodoa, & K. C. Norris (Eds.), *Chronic Kidney Disease in Disadvantaged Populations*. 2017, London: Elsevier, Inc., pp. 337-345.
- [47] Bello AK, Levin A, Manns BJ, et al. Kidney Health for Life Initiative. Effective CKD care in European countries: challenges and opportunities for health policy. *Am J Kidney Dis.* 2015; 65(1), 15-25.
- [48] Sharif MU, Elsayed M E, Stack AG. The global nephrology workforce: emerging threats and potential solutions! *Clin Kidney J.* 2016; 9(1): 11-22.
- [49] Naicker S, Eastwood JB, Plange-Rhule J, et al. Shortage of healthcare workers in sub-Saharan Africa: a nephrological perspective. *Clin Nephrol.* 2010; 74 Suppl 1, S129-133.
- [50] Cusumano AM, Rosa-Diez GJ, Gonzalez-Bedat MC. Latin American Dialysis and Transplant Registry: Experience and contributions to end-stage renal disease epidemiology. *World J Nephrol.* 2016; 5(5): 389-97.
- [51] Feehally J, Brusselmans A, Finkelstein FO, et al. Improving global health: measuring the success of capacity building outreach programs: a view from the International Society of Nephrology. *Kidney Int Suppl* (2011). 2016; 6(2):42-51.
- [52] Harris DC, Dupuis S, Couser WG, et al. Training nephrologists from developing countries: does it have a positive impact? *Kidney Int Suppl* (2011). 2012; 2(3):275-78.
- [53] Morbidity and mortality of renal dialysis: an NIH consensus conference statement. Consensus Development Conference Panel. *Ann Intern Med.* 1994; 121(1): 62-70.
- [54] Garcia-Garcia G, Martinez-Castellanos Y, Renoirte-Lopez K, et al. Multidisciplinary care for poor patients with chronic kidney disease in Mexico. *Kidney Int Suppl* (2011). 2013;3(2):178-83.
- [55] Stanifer JW, Von Isenburg M, Chertow GM, et al. Chronic kidney disease care models in low- and middle-income countries: a systematic review. *BMJ Glob Health.* 2018; 3(2): e000728.
- [56] Narva AS, Norton JM, Boulware LE. Educating Patients about CKD: The Path to Self-Management and Patient-Centered Care. *Clin J Am Soc Nephrol.* 2016; 7;11(4):694-703.
- [57] Schatell D. Web-based kidney education: supporting patient self-management. *Semin Dial.* 2013;26(2):154-58.